

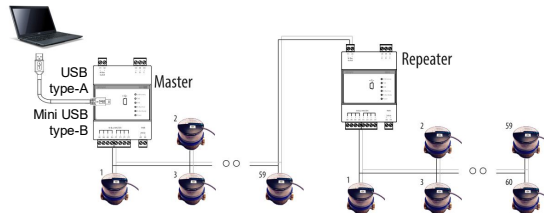
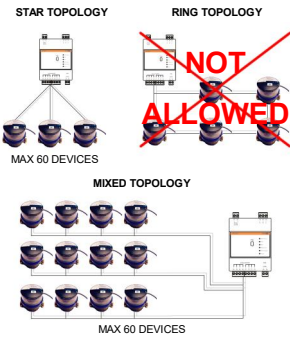
G. GIOANOLA



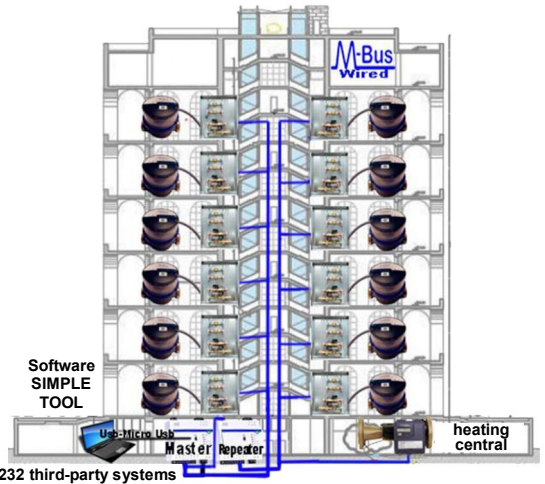
LEVEL CONVERTER M-BUS LCM-B

Suitable for local reading of M-Bus cable networks without need of remote data transmission

- Master function to manage a network of meters with M-Bus cable in compliance with M-Bus EN 13757-2 Physical Layer standard
- It can manage up to 60 physical devices M-Bus slaves
- It can be used as a repeater in order to unlimited extend an existing M-Bus network via a serial connection of twin modules on a 35mm DIN rail EN 60529 or as a signal amplifier/regenerator for long distances
- Local memory not available
- Power supply 24 Vac/dc
- Local supervision via PC with USB/Micro USB cable and SIMPLE TOOL software to generate reports in .csv or .xls format
- Serial port RS232 allows to talk with third party systems
- Suitable for S.O. Windows Xp, Windows Vista, Windows 7, Windows 8
- By adding the RTU-B device it is possible to obtain, later, a remote reading of M-Bus meters



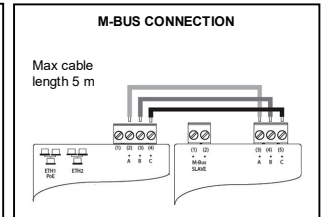
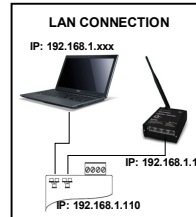
It is possible to connect many level converters up to a max. 250 devices for each data logger, or each M-Bus single network



RTU DATALOGGER M-BUS WIRED RTU-B

Suitable for acquisition, processing and recording of data coming from water meters networks based on wired M-Bus in compliance with EN 13757-2 standard (Physical Layer) EN 13757-3 (Application Layer) and further remote report generation/reading

- Working as DATALOGGER with WEB server interface to data acquisition, report generation and sending, meters managing
- It manages up to 250 wired meters by adding M-Bus LCM-B level converter modules
- It is equipped with a graphical multi language display to set up via a tactile membrane key
- Internal memory for storage of daily readings up to 10 years/ 1 year for intra-day data coming from wired meters
- Reading frequency via cable: from 15 min to 24 hours intervals
- 12-24V ac/dc power supply or Power over Ethernet (PoE)
- Mounting by 35mm DIN rail (EN 60715)
- N. 2 Ethernet gates than can be switched, in order to connect many devices without network supports and through the dedicated gate it is possible to power supply the device also via Power over Ethernet (PoE)
- N. 3 digital inputs/ n. 2 relè outputs to manage logic bases AND/OR on local I/O, email sending (magneto thermal contact or motor protector, leakage detectors, pumps, valves)
- Report creating in .XLS or .CSV format
- Data transmission via SMTP, FTP (client), Web server via LAN or Internet (report generation and download)
- Alarm notification from M-Bus network: anomalies/alarms meters, communication failure, thresholds violation
- It is possible to automatically update the firmware through internet connection
- Remote self system control



Suitable Wired M-Bus devices



WEBSERVER INTERFACE BUILT-IN

- Web browser Chrome, Firefox or Safari
- System status/events log
- Connected meters and I/O
- Installation date, system configuration, firmware revision, Web interface, System and meters backup

The Company's policy is one of continuous product improvement and the right is reserved to modify the specification contained herein without notice. 02-16



G. GIOANOLA SISMA meters

Str. Alessandria 50 - 14049 NIZZA MONF.TO (AT) ITALY - Tel. +39.0141.793536 - Fax +39.0141.702757 - E-mail: info@gioanola.it - http://www.gioanola.it